



Low Clearance Bridge Slide Attachment

The Wachs **Low Clearance Split Frame Bridge Slide** is a modular component designed to mount directly to the split frame rotating ring. This unique bridge slide accessory performs counterbore and single point beveling. The Bridge Slide attachment is perfect for machining weld preps on heavy wall pipe or hard to machine alloys. Virtually any weld prep can be machined. A weld prep can be machined on a three inch wall main steam line in under two hours.



THREE SIZES AVAILABLE:

- 60-428-20** Bridge Slide for single point bevel applications over 1" (25.4mm) wall, flange face or counterbore for Wachs models SF 612/3 to SF1420/3.
- 60-428-28** Bridge Slide for single point bevel applications over 1" (25.4mm) wall, flange face or counterbore for Wachs models SF 1824/3 to SF2228/3.
- 60-428-36** Bridge Slide for single point bevel applications over 1" (25.4mm) wall, flange face or counterbore for Wachs models SF 2632/3 to SF3036/3.

TEMPLATES*

- 53-409-02 37.5° Bridge Slide template
- 53-409-03 30° Bridge Slide template
- 53-409-05 20° Bridge Slide template
- 53-409-11 10° x 37.5° Bridge Slide template
- 53-409-12 10° x 30° Bridge Slide template
- 53-409-13 10° x 20° Bridge Slide template

TOOLING*

- 60-708-00 4:1 Counterbore Holder
- 60-700-04 Counterbore tool bit HSS
- 60-707-00 Face/Bevel tool holder HSS

Single Point vs. Form Tool process

- Q* When is Single Point cutting needed?
- A.* Single Point cutting should be utilized when wall thickness is greater than 3/4" (19mm) on stainless steel and 1" (25.4mm) on carbon steel.


**Other configurations available please contact manufacturer on availability*


SINGLE POINT TOOLING HOLDER



This new simplified tool holder accepts 3/8" x 3/8" square tooling available in HSS or Brazed-on Carbide. The Single Point Tooling Holder replaces the following parts:

- 43-067-00 Captivated Screw
- 53-215-00 Tool Holder Adjustment Screw
- 60-283-00 Tool Feed Plate
- 53-225-00 Adjustment Screw Knob
- 60-701-00 Tool Holder
- 60-706-00 Bevel Insert

Tool Holder (p/n: 60-708-00) _____ 

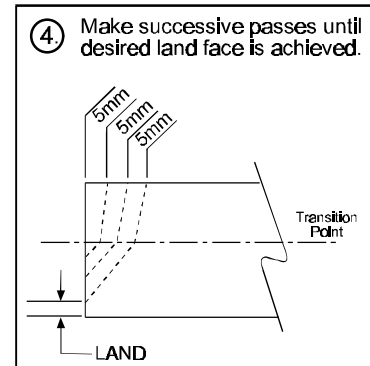
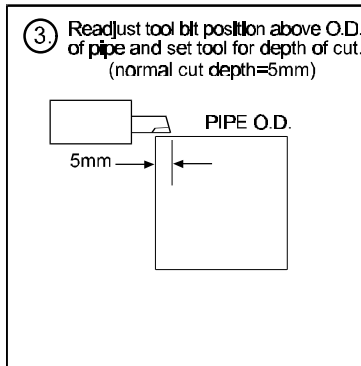
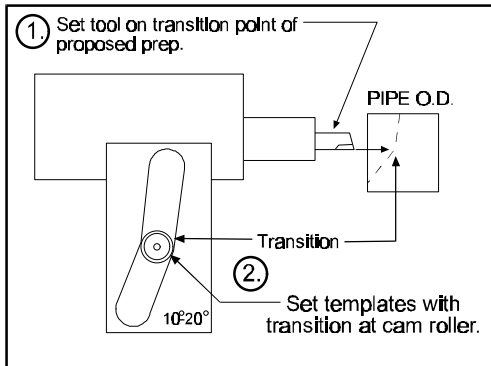
HSS (p/n: 52-701-01) _____ 

Brazed-on carbide* _____ 

Radius Tool* _____ 


*please call for current pricing and availability.

Single Point Machining Process



COUNTERBORE TOOL HOLDER

This new simplified tool holder (P/N 60-708-00) accepts our standard high speed steel counterbore tool bit. (p/n 60-700-04) It can be used on all LCSF Bridge Slides and it will significantly improve machined finish and tool life compared to carbide inserts. Custom taper angles are available as a special. Please consult your Wachs sales representative.



Counterbore Machining Process

