

# E.H. WACHS

**WACHS**



**E.H. WACHS®**

Superior Equipment. Complete Support.

PORTABLE WELD PREP MACHINE TOOLS

E.H. WACHS PIPE CUTTING & BEVELING PRODUCTS

## PIPELINE

CUTTING & BEVELING MACHINES

[ehwachs.com](http://ehwachs.com)



ORBITAL  
CUTTING & WELDING  
[itw-ocw.com](http://itw-ocw.com)

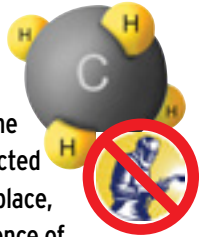


# An Industry Leader in Pipeline Machining Since 1949

Pipelines and the materials they transport are a vital part of modern life, and an important economic asset. As one of the world's oldest and largest manufacturers of field portable machine tools used in pipeline maintenance, E.H. Wachs products are ideal for cutting, beveling and weld preps on gathering, transportation and distribution pipelines carrying oil, natural gas and petrochemical products.

*The most important consideration in pipeline maintenance is safety... every E.H. Wachs machine utilizes a cold cutting process designed to eliminate the hazards associated with thermal cutting.*

The most important consideration in pipeline maintenance is safety, including operator safety, safety of the population and safety of the environment. Once a pipeline has been constructed and enters service an important change takes place, the introduction of hydrocarbons. It's the presence of hydrocarbons in a pipeline that has led to the development of a series of "best practices" designed to advance pipeline repair safety.



Key to these practices is the use of "cold cutting" machine tools, designed to cut pipe without the use of "hot cutting" methods that utilize torches and open flames. Every E.H. Wachs machine utilizes a cold cutting machining process that's designed to eliminate the hazards associated with thermal cutting. Another significant advantage to cold cutting over thermal is preventing the creation of a HAZ, or Heat Affected Zone.



*Every E.H. Wachs machine utilizes a cold cutting machining process that's designed to eliminate the hazards associated with thermal cutting*

# Portable Machine Tools for Pipeliners

Following input from natural gas utilities, E. H. Wachs introduced the first generation of cold cutting machine tools in 1949, called the Trav-L-Cutter®. This device revolutionized pipe cutting - with the ability to drive itself around the pipe on its mounting chain, it utilized a high speed milling head to simultaneously cut and bevel. Now used in every corner of the world, the Trav-L-Cutter set the standard for an easy to use machine that produced a weld ready surface in one step.

E.H. Wachs is the innovator in the newest generation of rotating ring pipe cutting and beveling machines known as the split frame, or by some as clamshells. Split frames are named for their ability to split in half at the frame, or "break open" and bolt back together again, allowing them to mount around the O.D. of inline pipe. Wachs split frames are available in various configurations, such as DynaPrep® MDSF and LCSF models designed to balance weight, clearance and portability issues, and heavy duty split frame (HDSF) models specially designed for big jobs and large diameter pipelines.

Wachs also offers the famous Guillotine® or as it's popularly known the "Wachs Saw." It's the industry benchmark saw designed to cold cut pipe from 2in-32in (DN50-800) and solids such as bar stock, rails and beams, vertically, horizontally or anything in between.


*E.H. Wachs offers a wide range of portable pipe cutting and beveling machine tools ideal for pipeline applications.*



*Today E.H. Wachs offers a wide range of machine tools ideal for pipeline applications related to construction, repair and replacement. From the groundbreaking Trav-L-Cutter to today's split frame systems only Wachs offers Pipeliners the best choice in Superior Equipment. Complete Support.*



Trav-L-Cutter Today




Trav-L-Cutter 1952

*E.H. Wachs machine tools are built to last a lifetime. We routinely refurbish machines originally fielded by Wachs over 50 years ago*



# Pipeline Applications

E.H. Wachs is the leader in portable weld prep machines tools for virtually every type and size of pipeline used in the field. Wachs offers the most complete lineup of split frames that operate on the principal of a lathe, utilizing a rotating frame with fixed tooling to achieve highly precise and repeatable results. Ring lathe technology is ideal for the 360° machining operations used on pipelines such as cutting, beveling, counterboring and facing.



**HDSF Split Frame**

Other Wachs machining technologies include milling devices such as our world famous Trav-L-Cutter that simultaneously cuts and bevels, the ubiquitous Guillotine reciprocating "Wachs Saw" for portable pipe cutting, and products such as our RS-2 rising stem handheld valve operator to turn and exercise industrial valves.

Whether it's new construction, expansion, maintenance projects or decommissioning there's a Wachs machine that's right for your application. Contact your nearest

E.H. Wachs representative for more information or to request a product demonstration, or visit us online at [ehwachs.com](http://ehwachs.com).



*The Guillotine® or "Wachs Saw" is the industry standard*

*Whether it's new construction, pipeline expansion, maintenance projects or decommissioning there's a Wachs machine that's right for your application.*



*Trav-L-Cutter cuts and bevels in one easy operation*



*Powerful handheld RS-2 rising stem valve operator reduces back and repetitive stress related injuries*

## PIPELINE APPLICATION

	DynaPrep®	HDSF	Trav-L-Cutter	Guillotine®	RS-2
New Construction	◆	◆	◆		
Pipeline Repair	◆	◆	◆		
Pipeline Tie Ins	◆	◆	◆		
Pipeline Expansion	◆	◆	◆		
Decommissioning	◆	◆	◆	◆	
Flange Replacement	◆	◆	◆		
Trap Door Replacement	◆	◆	◆		
Valve Replacement	◆	◆	◆		
Valve Exercising					◆
Casing Cutting	◆			◆	

# Split Frames

Wachs Split Frames are available in sizes to handle 2in-48in (DN50-1200) pipe, and features aluminum and steel construction to balance the demands of portability and durability. Wachs split frames utilize a cold cutting method that avoids torch cutting and grinding, while preserving the metallurgical properties of the base metal. Available in pneumatic and hydraulic models, E.H. Wachs split frames are the basis of a complete machining system designed to tackle many of the onsite pipeline machining projects encountered in the field.

This machining system includes optional tool slides, bridge slides and counterbore slides ideal for the pipeline industry. For example pipelines often use medium to large diameter pipe with thin wall construction that is prone to being out-of-round. To counter this condition Wachs offers out-of-round tracking slides that utilize spring loading to prevent the tooling from diving in and out of the workpiece. This serves to speed setup and extend the life of the tooling while delivering a uniform land for greater integrity of the finished weld.

Wachs split frames are available in easy to order kits, where everything required to cut (except tooling) is included in the case. Kits include the split frame, drive motor, one set of cut and bevel tool slides, extension leg sets, hand tools and heavy duty storage case. The Wachs split frame is designed to cut and bevel simultaneously, and can be configured for double parting, beveling and (optionally) flange facing and counterboring (machining the inside of the pipe).



*Split frame shown with out-of-round tool slides*



*Split frames offer precision cuts important when making the "money cut"*

MODEL	SIZE (in)	SIZE (mm)	POWER SOURCE
LCSF 206/3	2in-6in	DN50-150	Hydraulic, Pneumatic
LCSF 408/3	4in-8in	DN100-200	Hydraulic, Pneumatic
LCSF 610/3	6in-10in	DN150-250	Hydraulic, Pneumatic
LCSF 612/3	6in-12in	DN150-300	Hydraulic, Pneumatic
LCSF 814/3	8in-14in	DN200-350	Hydraulic, Pneumatic
LCSF 1016/3	10in-16in	DN250-400	Hydraulic, Pneumatic
LCSF 1420/3	14in-20in	DN350-500	Hydraulic, Pneumatic
LCSF 1824/3	18in-24in	DN450-600	Hydraulic, Pneumatic
LCSF 2228/3	22in-28in	DN550-700	Hydraulic, Pneumatic
LCSF 2632/3	26in-32in	DN650-800	Hydraulic, Pneumatic
LCSF 3036/3	30in-36in	DN750-900	Hydraulic, Pneumatic
LCSF 3642/3	36in-42in	DN900-1050	Hydraulic, Pneumatic
LCSF 4248/3	42in-48in	DN1050-1200	Hydraulic, Pneumatic

HDSF pivots open for ease of installation on large diameter pipelines



Heavy duty out-of-round tracking slides are standard on every HDSF Heavy Duty Split Frame

MODEL	SIZE (in)	SIZE (mm)	POWER SOURCE
HDSF 1224	12in-24in	DN300-600	Hydraulic, Pneumatic
HDSF 2436	24in-36in	DN600-900	Hydraulic, Pneumatic
HDSF 3648	36in-48in	DN900-1200	Hydraulic, Pneumatic
HDSF 4860	48in-60in	DN1200-1500	Hydraulic, Pneumatic
HDSF 6072	60in-72in	DN1500-1800	Hydraulic, Pneumatic
HDSF 7284	72in-84in	DN1800-2100	Hydraulic, Pneumatic

## HDSF Heavy Duty Pipeline Series

E.H. Wachs HDSF Heavy Duty Split Frames, also known as our Pipeline Series, are the largest and most rugged of the Wachs split frames. Available in sizes to accommodate larger pipeline diameters ranging from 12in-84in (DN300-2100), the HDSF is constructed with a bigger cross section, larger gear sets and massive hardened steel components to tackle the toughest jobs under the most demanding pipeline conditions.

Available in six standard sizes plus available custom sizes, the HDSF can fit a full 12in (305mm) range of diameters per machine size. Offered as complete kits (just add tooling) they're designed to cut, bevel, single point and (with optional equipment) face large diameter flanges. Every HDSF kit includes your choice of hydraulic or pneumatic drive motor and heavy duty out-of-round tool slides to speed setup and deliver a consistent land and prep.

Available HDSF accessories include a bridge slide, multipurpose Cantilever Slide, dual drive motors for extra tough materials and the HDSF Milling Module for cutting of heavily compressed pipe. A wide range of Premium and Genuine Wachs Tooling is also available, specially manufactured for our machine tools and pipeline applications. A heavy duty machining system built for big jobs, Wachs HDSF offers a big return on investment.





Where pipe saws are first mentioned, the "Wachs Saw" is mentioned first

## Guillotine® Pipe Saw

E.H. Wachs family of portable, reciprocating Guillotine® pipe saws are designed to cold cut 2in-32in (DN50-800) pipe, cutting most material horizontally, vertically or anything in between. Their compact design and easy setup make it the ideal saw for contractors, pipeline operations, refineries, petrochemical and processing plants, and anywhere a fast, safe cut is needed. In use virtually everywhere they're strong yet light, simple to mount, simple to operate and simply bulletproof.



Guillotine Model Super C

The four Guillotine® models available from smallest to largest are the Super C, Model D, Super D and Goliath. All set up quickly with a positive chain mounting system that uses a machined cast iron "V" saddle for perfectly square cuts. Operation is easy with finger-tip feed control, and all use an orbital cutting motion that lifts the blade on the return stroke to dramatically extend blade life. From simple to difficult, pipe to solids, carbon to stainless, safe to hazardous, above water or below, whatever the cutting task Wachs has a Guillotine pipe saw for the job.

MODEL	SIZE (in)	SIZE (mm)	POWER SOURCE
Super C	2in-12in	DN50-300	Hydraulic, Pneumatic
Model D	6in-18in	DN150-450	Hydraulic, Pneumatic
Super D	10in-24in	DN250-300	Hydraulic, Pneumatic
Goliath	16in-32in	DN400-800	Hydraulic


Contact your local E.H. Wachs representative for additional information or to request a product demonstration. Visit us online at [ehwachs.com](http://ehwachs.com), and be sure to watch our product videos at [YouTube.com/ehwachs](http://YouTube.com/ehwachs).



MODEL	SIZE (in)	SIZE (mm)	POWER SOURCE
Model E	6in-72in	DN150-1800	Pneumatic
Model HE	6in-72in	DN150-1800	Hydraulic

## Trav-L-Cutter®

E.H. Wachs Trav-L-Cutter is a model of simplicity and efficiency that's in use everywhere around the world. Secured to the pipe by a special tensioning/drive chain, the Trav-L-Cutter drives itself around the pipe as it simultaneously cuts and bevels, delivering a machined surface ready for welding. Ideal for severing and beveling all common pipeline materials and wall thicknesses, one machine can accommodate pipe diameters from 6in (DN150) and up simply by specifying the correct chain length.



Model HE Hydraulic

Available in two drives, the pneumatic Model E can be powered by most industrial air compressors, while the Model HE hydraulic drive model utilizes a powerful, closed drive loop ideally suited for hostile environments including partial or full immersion. Wachs HPU Hydraulic Power Units are recommended to power this and all our hydraulic drive machine tools. Call your Wachs representative today for details on this and all our Superior Equipment.





**CORPORATE LOCATIONS**  
**SALES LOCATIONS**

**UNITED STATES**

**ITW-OCW US Headquarters**  
**E.H. Wachs®**  
 600 Knightsbridge Parkway  
 Lincolnshire, IL 60069 USA  
 T: +1.847.537.8800  
 F: +1.847.520.1147  
 Toll Free: 800.323.8185

**Gulf Coast**  
**Sales, Service & Rental Center**  
**E.H. Wachs**  
 2220 South Philippe Avenue  
 Gonzales, LA 70737 USA  
 T: +1.225.644.7780  
 F: +1.225.644.7785

**Houston North**  
**Sales, Service & Rental Center**  
**E.H. Wachs / Wachs Subsea®**  
 15331 Vantage Parkway East  
 Houston, Texas 77032 USA  
 T: +1.713.983.7198  
 F: +1.713.983.9752

**Houston South**  
**Sales, Service & Rental Center**  
**E.H. Wachs**  
 3414 Lilac Unit E  
 Pasadena, Texas 77505 USA  
 T: +1.713.983.0784  
 F: +1.713.983.0703

**West Coast**  
**Sales, Service & Rental Center**  
**E.H. Wachs**  
 5130 Fulton Drive, Unit J  
 Fairfield, California 94534 USA  
 T: +1.707.439.3763  
 F: +1.707.439.3766

**East Coast**  
**Sales, Service & Rental Center**  
**E.H. Wachs**  
 1320 Delsea Drive, Unit F  
 Deptford, New Jersey 08096 USA  
 T: +1.856.579.8747  
 F: +1.847.520.1147

Contact your local ITW Orbital Cutting & Welding representative for additional information or to request a product demonstration.

**GERMANY**

**ITW-OCW Europe Headquarters**  
**Orbitalum Tools GmbH®**  
**E.H. Wachs Sales & Service Center**  
 Josef-Schüttler-Straße 17  
 Singen D78224 Germany  
 T: +49 (0) 77 31 - 792 0  
 F: +49 (0) 77 31 - 792 500

**CANADA**

**Wachs Canada Ltd®**  
**Eastern Canada Sales, Service & Rental Center**  
 1250 Journey's End Circle, Unit 5  
 Newmarket, Ontario L3Y 0B9  
 Canada  
 T: +1.905.830.8888  
 F: +1.905.830.6050  
 Toll Free: 888.785.2000

**Wachs Canada Ltd®**  
**Western Canada Sales, Service & Rental Center**  
 5411 82 Ave NW  
 Edmonton, Alberta T6B 2J6  
 Canada  
 T: +1.780.469.6402  
 F: +1.780.463.0654  
 Toll Free: 800.661.4235

**UNITED KINGDOM**

**Wachs UK®**  
**UK Sales, Service & Rental Centre**  
 Units 4 & 5 Navigation Park  
 Road One, Winsford Industrial Estate  
 Winsford, Cheshire CW7 3RL  
 United Kingdom  
 T: +44 (0) 1606 861 423  
 F: +44 (0) 1606 556 364

**UNITED ARAB EMIRATES**

**Wachs Middle East & Africa Operations®**  
**E.H. Wachs**  
 PO Box 262543  
 Jebel Ali Free Zone South  
 Dubai FZS 5, ACO6  
 United Arab Emirates  
 T: +00 971 4 88 65 211  
 F: +00 971 4 88 65 212

**INDIA**

**Wachs India®**  
**E.H. Wachs / ITW India Private Limited**  
**Orbital Cutting & Welding Division**  
 4A/19, IDA Phase-1  
 Medak District  
 Telangana 502 319 India  
 T: +91 40 3026 1812  
 F: +91 40 3048 0815

**SINGAPORE**

**Wachs Asia Pacific®**  
**E.H. Wachs / ITW Welding Singapore**  
 23 Tagore Lane #04-06/07  
 Tagore 23 Warehouse  
 Singapore 787601 Singapore  
 T: +(65) 9634 5432  
 F: +1 (847) 484 2692

**CHINA**

**Wachs China®**  
**E.H. Wachs / ITW Welding China**  
 New Caohejing International Business Centre  
 B-1501 No. 391 Guiping Road  
 Shanghai 200052 China  
 T: +86 (21) 52303751  
 F: +86 (21) 52303758