










E.H. Wachs Trav-L-Cutter and Trav-L-Cutter SD will cut and bevel all common pipe materials, wall thickness and sizes from 6" (DN150) and up. All Wachs slitting and bevel blades are manufactured from premium tool steels with exclusive designs to give you consistent quality cutting. Our OEM blades are manufactured and tested to the highest standards in the industry. The blades listed below are the commonly used tooling for most applications. If you have an application outside of the one's listed please contact us for technical support.










SLITTING BLADES

Description	Part Number	Application	Image
HSS Slitting Blades			
6" x 3/16" (152.4mm x 4.76mm)	02-601-00	Carbon and alloy steel pipe, up to 1" (25.4mm) wall.	
7" x 3/16" (177.8mm x 4.76mm)	02-602-00	Carbon and alloy steel pipe, up to 1 1/2"(38.1mm) wall. Parting only (cannot be nested with bevelers.)	
7" x 9/32" (177.8mm x 7.14mm)	02-603-00	Carbon and alloy steel pipe Maximum wall 1 1/2" (38.1mm)	
8" x 3/16" (203.2mm x 4.76mm)	02-604-00	Carbon and alloy steel pipe Maximum wall 2 1/8"(53.97mm)	
Carbide Tipped Slitting Blades			
6" x 3/16" (152.4mm x 4.76mm)	02-605-00	Ductile, cast and concrete lined pipe up to 1"(25.4mm) wall	
7" x 3/16" (177.8mm x 4.76mm)	02-606-00	Ductile, cast and concrete lined pipe up to 1 1/2"(38.1mm) wall	
8" x 3/16" (203.2mm x 4.76mm)	02-607-00	Ductile, cast and concrete lined pipe up to 2 1/8"(53.97mm) wall	



BEVEL BLADES

Description	Part Number	Application	Image
HSS Bevel Blades			
Left hand (inside) 5" x 1/2" x 30° 127mm x 12.7mm x 30°	02-608-LH	For carbon and alloy steel pipe, maximum wall 3/4" (19.05mm) Use with 6" (152.40mm) slitting saw, part # 02-601-00	
Right hand (outside) 5" x 1/2" x 30° 127mm x 12.7mm x 30°	02-608-RH	For carbon and alloy steel pipe, maximum wall 3/4" (19.05mm) Use with 6" (152.40mm) slitting saw, part # 02-601-00	
Left hand (inside) 5" x 1/2" x 37.5° 127mm x 12.7mm x 37.5°	02-609-LH	For carbon and alloy steel pipe, maximum wall 5/8"(15.88mm) Use with 6" (152.40mm) slitting saw, part # 02-601-00	
Right hand (outside) 5" x 1/2" x 37.5° 127mm x 12.7mm x 37.5°	02-609-RH	For carbon and alloy steel pipe, maximum wall 5/8" (15.88mm) Use with 6" (152.40mm) slitting saw, part # 02-601-00	
Left hand (inside) 6" x 3/4" x 30° 152.40mm x 19.05mm x 30°	02-610-LH	For carbon and alloy steel pipe, maximum wall 1" (25.4mm) Use with 7" (177.80mm) slitting saw, part # 02-603-00	
Right hand (outside) 6" x 3/4" x 30° 152.40mm x 19.05mm x 30°	02-610-RH	For carbon and alloy steel pipe, maximum wall 1" (25.4mm) Use with 7" (177.80mm) slitting saw, part # 02-603-00	
Left hand (inside) 6" x 3/4" x 37.5° 152.40mm x 19.05mm x 37.5°	02-611-LH	For carbon and alloy steel pipe, maximum wall 7/8"(22.22mm) Use with 7" (177.80mm) slitting saw, part # 02-603-00	
Right hand (outside) 6" x 3/4" x 37.5° 152.40mm x 19.05mm x 37.5°	02-611-RH	For carbon and alloy steel pipe, maximum wall 7/8" (22.22mm) Use with 7" (177.80mm) slitting saw, part # 02-603-00	