




Powerful portable electric alternative to pneumatic or hydraulic drive.



SERVO DRIVE ELECTRIC
69-5460-00

RENTAL AVAILABILITY

Shown with optional pneumatic remote trip



Compact, portable, and powerful, the Servo Drive Electric is a turnkey drive system.



Wired pendant allows remote machine control.



Hold-to-run trigger with comfort grip for safer operation

E. H. Wachs Servo Drive Electric (SDE) is a compact drive system for field portable machine tools. Lightweight and powerful (up to peak 6.6 HP), it's ideal for cutting tough, high-alloy materials across a wide range of machine speeds. It provides convenient operation anywhere electric power is available.

The Servo Drive Electric includes a wired handheld remote control pendant that incorporates standard operation and safety features, allowing the user to stand up to 25 ft from the work location.

Providing consistent operating torque across its speed range, the unit can compensate for voltage ranging from 380V-480V at frequencies from 50Hz - 60Hz. It comes standard with mounting hardware to lock right into the pinion drive housing on Wachs DynaPrep MDSF split frames.

An optional adapter kit is available for use with the Wachs EP 424 end prep beveler/flange facing machine.

EP 424 ADAPTER KIT
81-180-00

FEATURES

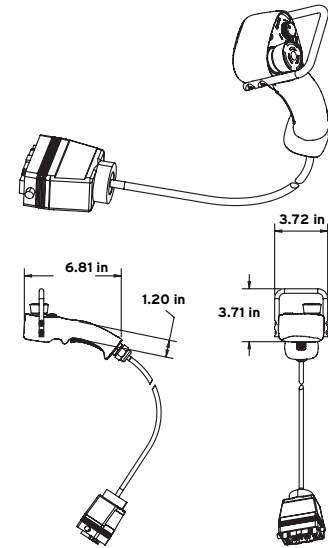
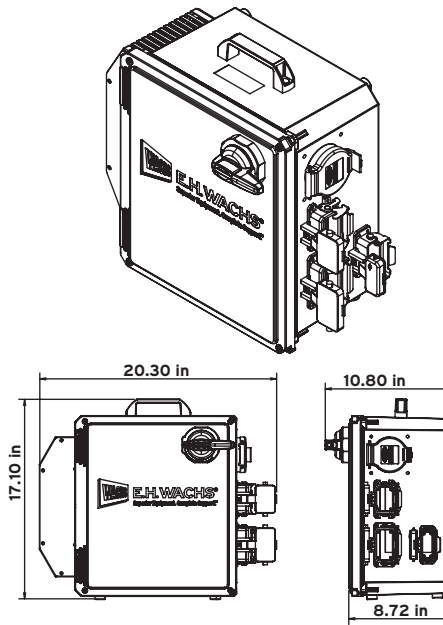
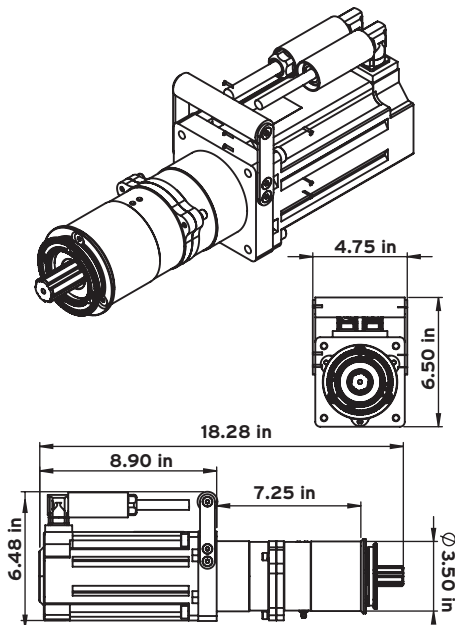
- Rugged construction
- Fast motor installation
- Tool-free mounting
- Consistent torque across entire speed range
- 12 ft power and wired remote control pendant cords
- 15 ft motor power cable
- IP65-rated control box
- Hold-to-run trigger
- Emergency stop button

READY TO RUN - INCLUDES

- Servo electric drive motor
- AC power supply/control box
- Handheld remote control pendant with cable
- Control box cables
- 15 ft power cable* (*Customer supplied plug)
- Compatible with DynaPrep MDSF and EP 424 machine tools
- Heavy-duty military grade case for storage/transport



Heavy duty fitted case included for transport and storage



SERVO DRIVE MOTOR

- Durable construction
- Maintenance free synchronous, brushless AC motor
- Tool-free quick mounting clamp
- Rated for high continuous operating temperatures
- High power output relative to size
- High torque output at low speed
- 6.6 HP peak operation
- 3.75 HP continuous operation
- IP65 rated moisture and dust resistant
- High voltage and current spike protection
- Thermal cutoff switch
- Speed range: 0-90 RPM
- Weight: 33 lb (15 kg)
- Cable length: Motor/Encoder 15 ft (4.5 m)
- L x W x H 18.3 x 4.75 x 6.5 in (46.4 x 12 x 16.5 cm)
- 50 ft extension cables available upon request. Up to 100 ft of reach.

POWER SUPPLY/CONTROL BOX

- Compact design
- Carrying handle
- Cooling fan with thermostat
- Voltage Range of 380V - 480V
- Frequency Range 50Hz - 60Hz
- 3-phase 440V 20A service required
- IP65 rated moisture and dust resistant
- LCD display on top
- Main power switch
- Thermal cutoff switch
- Weight: 40 lb (18.5 kg)
- Cord length: power 15 ft (4.5 m)
- User installed plug required
- L x W x H 20.3 x 10.8 x 17.1 in (51.5 x 27.4 x 43.4 cm)

REMOTE CONTROL PENDANT

- 12 ft (3.75 m) cable with quick connection
- Start button
- Reset button
- Variable speed control knob
- Comfort grip
- Emergency stop button
- Operator presence control (OPC) hold-to-run trigger
- Weight: 3 lb (1.5 kg)
- Cable length: remote 12 ft (3.7 m)
- L x W x H 6.8 x 3.7 x 3.7 in (17.3 x 9.4 x 9.4 cm)

STORAGE CASE

- Wheeled case with carry handles
- Padlock provision
- IP67 rated
- MIL STD 810G
- DEF STAN 81 41
- Empty Weight: 34 lb (15.5 kg)
- Shipping Weight: 133 lb (60.5 kg)
- Interior L x W x H 29 x 20 x 18 in (72 x 50 x 45 cm)
- Exterior L x W x H 31.75 x 23 x 19.5 in (80 x 58 x 49.5 cm)

DEALER IMPRINT AREA

Available for Purchase or Rental
For more information visit ehwachs.com