










E. H. Wachs Guillotine pipe cut-off saws sever common pipe materials and wall thicknesses with sizes from 2" (DN50) up to 24" (DN600). All cutting blades are manufactured from premium tool steel for extended life and a quality cut. Our OEM blades, made of High Speed Steel (HSS) and Carbide Steel, are tested to the highest standards in the industry. The blades listed below are our commonly used tooling for most applications. If you have an application outside of the one's listed please contact us for technical support.



PARTING TOOLS

Description	Part Number	Application	Image
Model C HSS Blade 6 teeth per inch (25.4mm)	03-405-00	Carbon steel pipe, stainless steel and other high alloy materials	
Model Super C HSS Blade 6 teeth per inch (25.4mm)	24-405-00	Carbon steel pipe, stainless steel and other high alloy materials	
Model Super C Carbide Blade 4 teeth per inch (25.4mm)	24-405-01	Cast, ductile and concreted lined pipe	
Model D HSS Blade 6 teeth per inch (25.4mm)	04-402-00	Carbon steel pipe, stainless steel and other high alloy materials	
Model D Carbide Blade 4 teeth per inch (25.4mm)	04-405-01	Cast, ductile and concreted lined pipe	
Model Super D HSS Heavy Duty Blade 4 teeth per inch (25.4mm)	25-402-00	Carbon steel pipe, stainless steel and other high alloy materials	

Blades are shown to scale.