



E.H. WACHS®
Superior Equipment. Complete Support.™

Trav-L-Cutter SD

PORTABLE MILLING

A TOUGH MACHINE GETS EVEN TOUGHER

When E.H. Wachs is mentioned, the product that often comes to mind is our famous Trav-L-Cutter (pronounced "Travel Cutter"). First introduced in 1949, this portable milling machine is designed to cut and bevel simultaneously from 6"-72" O.D. (DN150-1800) on most pipe and vessel materials and schedules.

Secured by its tensioning chain, the Trav-L-Cutter SD drives itself around the pipe as it machines, producing a weld ready surface. Driving around the circumference of the workpiece gives the Trav-L-Cutter SD an advantage over other machine tool types - the ability to accommodate any workpiece diameter by simply adjusting the mounting/drive chain length.

Now in its fourth generation, Wachs newly updated Trav-L-Cutter Super Duty, or SD, is reengineered with improved performance to make it more durable, more controllable, and more powerful. While externally identical to the previous model apart from its red top covers, it features all new internals designed to make a tough machine tool even tougher.

ALL NEW INTERNALS

All new internal components include, on the drive side, an improved feed drive mechanism with enhanced feed control, greater fluid capacity, cast in cooling fins, a heavy duty clutch mechanism, and revised chain drive sprockets. These components lower the previously unused high drive speeds in favor of better real world performance.

On the spindle cutting side, a totally redesigned spindle gearbox offers far greater oil and cooling capacity. It uses cast in cooling fins with enlarged oil expansion chambers, finished in a heat dissipating coating. These new components, coupled with newly specified synthetic oils, greatly extend the machines duty cycle, particularly in extreme, high heat operating environments such as the desert.



Trav-L-Cutter SD
Model HE
(Hydraulic)

UPGRADED INDUSTRY LEADING PIPE CUTTER & BEVELER


PNEUMATIC OR HYDRAULIC MODELS

The Trav-L-Cutter SD is offered in Pneumatic (Model E) or Hydraulic (Model HE), and is designed to operate horizontally, vertically or anything in between. Its special milling blades, with standard weld bevel angles of 30° and 37.5°, leaving the pipe ends with a fine milled finish ready for welding. The mounting/drive chain system maintains continuous out-of-round compensation while providing positive drive under all conditions for accurate cuts.

Wachs Trav-L-Cutters have been used in a wide range of applications, including natural gas, crude production, powerplant applications, radioactive environments, and specialized decommissioning. OEM tooling for all applications including heavy wall and high alloy materials are available.

FEATURES

- Accommodates 6"-72" OD (DN150-1800)
- Simultaneous Cutting & Beveling
- Horizontal and Vertical Operation
- Preferred Cold Cutting Method
- Compact, Portable Design
- Pneumatic or Hydraulic Drive
- Easy to Set-Up and Operate
- Fast and Accurate Cuts



Trav-L-Cutter SD Model E (Pneumatic)



Trav-L-Cutter SD, features greater feed control and additional oil capacity



Trav-L-Cutter SD can operate on varying pipe diameters by adding additional chain sections



ORBITAL
CUTTING & WELDING



SPECIFICATIONS

Machining Capacity: 6"-72" (153 to 1829mm) pipe, large diameter vessels.

Cutter Drive: Pneumatic: 4 hp governed air motor coupled with worm gearbox.
Hydraulic: As above, with hydraulic motor.

Cutter Speed: Pneumatic: Variable from 35-55 rpm for use on work-hardened alloys.
Hydraulic: Variable from 0-60 rpm.

Feed: Pneumatic: 3/4 hp air motor coupled through overload clutch, gearbox and chain reduction to final machine drive sprocket.
Hydraulic: 4 hp hydraulic motor.

Feed Method: Positive, mounting/drive chain

Air Requirements:

100 cfm @ 90 psi (.05 m³/s @ 6.21 bar)

Hydraulic Requirements:

13-15 gpm @ 1500 psi
(49.2-56.78 lpm @ 103.42 bar)
not to exceed 2000 psi (137.9 bar)

Feed/Travel Speed: 2.25" (57.2mm) surface speed/min maximum. Typical feed rate = 1 inch (25.4mm) per minute on pipes 1/2" (12.7mm) wall and under. Over 1/2" (12.7mm) wall as well as most alloys require reduced feed rate.

Clearance: 10"-12" (254-309mm) radial, 20" (508mm) axial


Controls (Model E & HE): Cutter on-off, feed on-off, with interlock to prevent machine feed unless cutter is turning, adjustable feed control. (Model HE Only) Flow control valves. Separate controls provide adjustable spindle speed and cutter speed. Forward/Reverse valve governs machine travel direction.

Weight: Operating: 215 lbs (97.6 kg)
Shipping: 418 lbs (189.6 kg)

Finish: Powder coated enamel

Dimensions (LxWxH):

24"(610 mm) x 20"(510 mm) x 10.75"(280 mm)



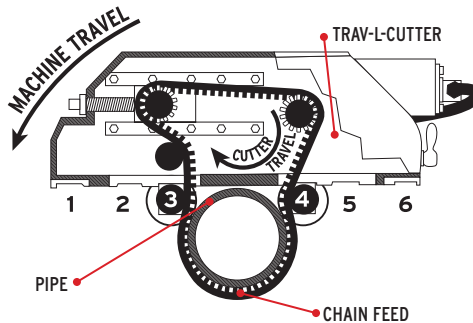
WARRANTY

E.H. Wachs Trav-L-Cutter SD and its associated parts are warranted against defects in materials and workmanship for a period of twelve months from the date of purchase. E.H. Wachs reserves the right to repair or replace only those parts which prove to have been defective at the time of purchase. This warranty becomes void if maximum flow and pressure ratings are exceeded.

STANDARD EQUIPMENT

- Operating manual
- Operating tools
- Mounting/drive chain for up to 48" (1219mm) diameter workpiece
- Connecting pins
- Steel storage case
- Reversible feed motor
- 6' whip hose w/oiler (pneumatic only)

MACHINE OPERATION DIAGRAM



OPTIONAL EQUIPMENT

- Additional chain sections
- Additional cutter and bevel blades
- Guide track and wheels to fit all pipe sizes up to 72" for vertical multiple pass cutting or high accuracy cutting

◀ Wheel sets can be repositioned to accommodate any size workpiece diameter



First introduced in 1949, Trav-L-Cutters are highly durable and in use all over the world

TRAV-L-CUTTER SLITTING BLADES & BEVEL CUTTERS

Wachs supplies a wide variety of Genuine Wachs cutting blades to meet most applications. These include slitting blades for various pipe materials and schedules, and beveling cutters for 37.5° and 30°. Most are in stock and ready for overnight shipment. Please contact your local Wachs representative for availability.



SLITTING SAW



BEVEL CUTTER

CONTACT YOUR WACHS REPRESENTATIVE FOR ADDITIONAL INFORMATION



E-mail: info@ehwachs.com
Telephone: +1.847.537.8800
Fax: +1.847.520.1147
Visit our website: ehwachs.com

E.H. Wachs
600 Knightsbridge Parkway
Lincolnshire, Illinois 60069